

GENERAL INFORMATION

Hands-on foundational lighting control console with manual 2-scene preset operation, industry-acclaimed ETC Expression software and functionality.

- APPLICATIONS**
- College
 - Middle/High School
 - Community Theatre
 - Trade Show
 - Small TV Studio
 - Church
- FEATURES**
- Preset style operation
 - 192 Channels
 - 1024 DMX outputs
 - 600 Cues
 - 500 Groups
 - 2000 Macros
 - 10 pages of 24 Submasters
 - Two scene preset or preprogrammed operation
 - Preset Focus points
 - Moving Light features
 - LTP (Latest Takes Preisdence) Channels
 - Spreadsheet Editing
 - Ethernet for DMX, Video and other signal distribution
 - MIDI, MIDI Show Control and MIDI Time Code interface
 - Supports ETCLink Dimmer feedback

- ACCESSORIES**
- Video Node
 - DMX Node
 - Remote Focus Unit (RFU)
 - Gooseneck Lamps
 - Expression Offline
 - Expression Offline for Windows
 - Express LPC

ORDERING INFORMATION

Express

Model#	Description
EXPS 48/96	Express 48/96
LPC/192	Express 192 Channel LPC

Express Accessories

Model#	Description
DNODE-RF	DMX Node - rack mount front entry
DNODE-RB	DMX Node - rack mount rear entry
DNODE-W	DMX Node - wallbox mount
VNODE-R	Video Node
RFU	Remote Focus Unit
M218	VGA Color Monitor
M219	LCD Flat Screen Display
4000A4003	Monitor Dust Cover for M218
M715	Littlelite Work Light
M604	Parallel Printer
EOL	Expression Offline

Other Consoles in Express Family

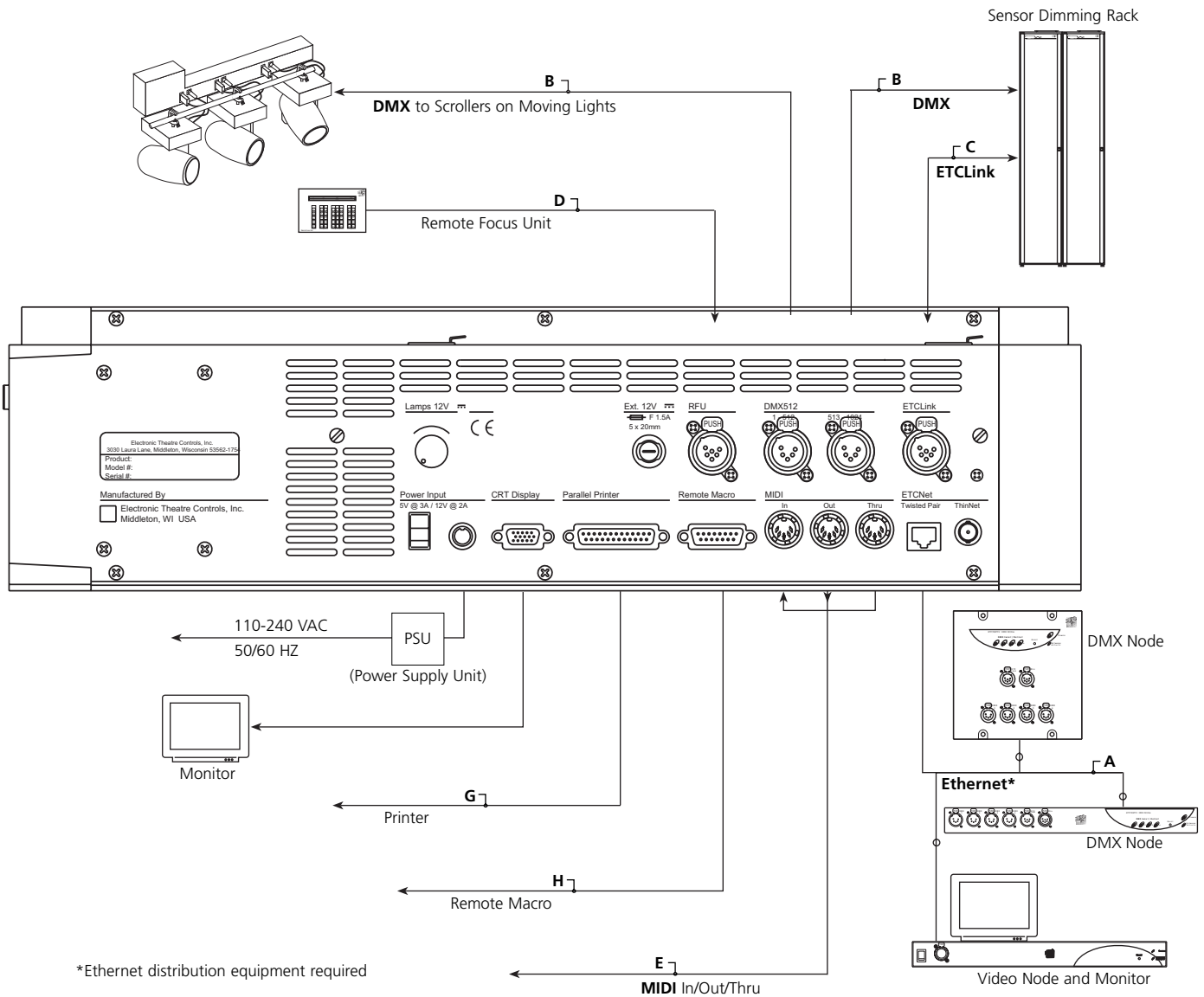
Model#	Description
EXPS 24/48	Express 24/48
EXPS 72/144	Express 72/144
EXPS 125	Express 125
EXPS 250	Express 250
LPC/96	Express 96 Channel LPC
LPC/250	Express 250 Channel LPC



SPECIFICATIONS

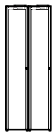

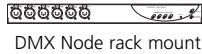

GENERAL	192 channels 1,024 DMX512 dimmers 600 cues 500 groups 99 focus points Effects with up to 100 steps each 2,000 macros 24 submasters x 10 pages 2 timed/manual fader pairs Diskette drive Single VGA output Printer port UL, cUL, CE listed	INTERFACES	DMX512 Outputs (2) Ethernet ETCLink MIDI MIDI Show Control MIDI Time Code Remote Macro/Go Remote Trigger Remote Focus Unit
DISPLAY FUNCTIONS	(Requires VGA monitor) Cue List Stage Blind Fader status Spreadsheets and Lists Cue, Sub, Group and Focus point views Patch Proportional levels 32 user-definable profiles Dimmer Doubling capability (see Dimmer Doubling data sheet) Setup Flexichannel (displays only used channels)	CONTROL KEYPAD	Cue attributes Cues from .1 to 999.9 Split up/down fade times Wait times Follow time Link to cue or macro Modified rate 8-part multipart cues Selective cue recording Channel Functions Lists constructed with +, -, Except, And, Thru Sneak sets channel to discrete or fader level in default/specified time. Only and Except features for group and channel manipulation. Channel Attribute Display Independent channel capability Last Action Channels X/Y Link List
PLAYBACK CONTROLS	Faders 2 Timed/manual fader pairs with Go, Hold, Rate, Clear, and Back buttons Individual last action fade capability for every channel Trackpad Master slider Blackout button 96 Channel faders 48 channel two-scene operation 96 channel single-scene operation Individual bump buttons Submasters 24 submasters (times 10 pages) with bump buttons and integral LEDs		Channel Functions Lists constructed with +, -, Except, And, Thru Sneak sets channel to discrete or fader level in default/specified time. Only and Except features for group and channel manipulation. Channel Attribute Display Independent channel capability Last Action Channels X/Y Link List Moving Light Functions Focus point 16-bit fade resolution Pop-up displays ML Patch Group Functions 500 groups with labels Any cue or submaster may be accessed as a group Submaster Functions 10 pages of 24 submasters with labels, timing and rate attributes Bump buttons may be enabled, disabled or solo Range editing of submaster attributes in submaster list Submasters may be individually changed between pile-on and inhibitive
OPTIONAL EQUIPMENT	DMX Node ETCNet 2 device with remote DMX output, RFU Video Node ETCNet 2 device with keyboard, RFU, VGA, Printer ports, Serial Remote Focus Unit Hand held device with a keypad and LCD screen accesses most system functions for local adjustments and show editing Expression Off-Line Available for free download from ETC via www.etcconnect.com Parallel Printer VGA Monitor		Effect Functions 100 steps each Step times In/Dwell/Out step times High/Low levels In/Dwell/Out effect times Effects may be recorded as cues and loaded to submasters. Range editing of effect step values and attributes Live effects recording Macros 2,000 macros Macros may activate any button on the console Live Learn mode Blind editing Astronomical Time Clock Program up to 500 events Play back according, day of week, time of day or in reference to time before/after sunrise or sunset


CONSOLE CONNECTIONS

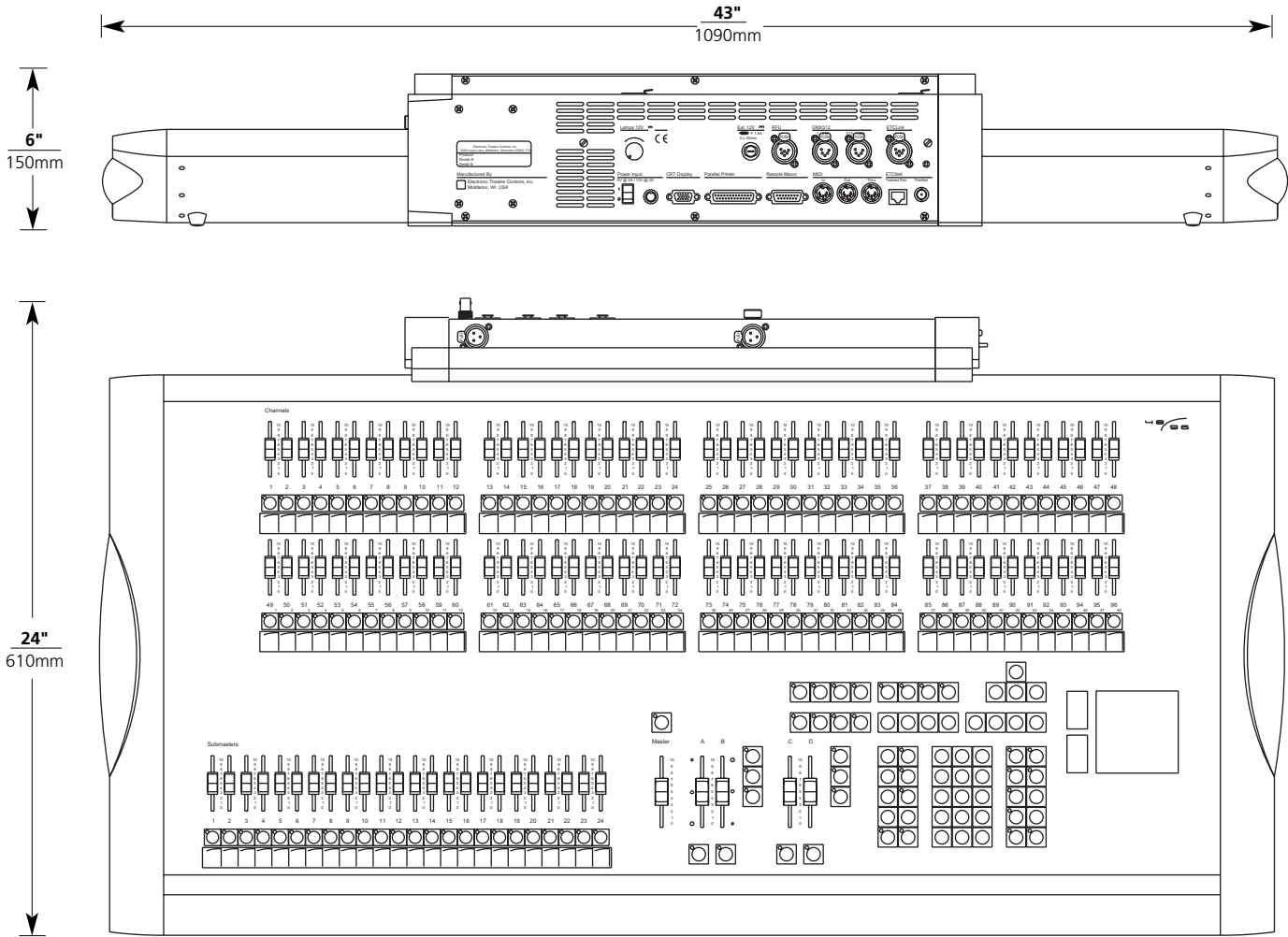


*Ethernet distribution equipment required

Wire Types for Express consoles with....

Device	Wire Type	
 Sensor Racks	DMX (XLR5) (1) Belden 9729 ETCLink (XLR6) (1) Belden 9729 (2) #16 AWG Stranded	B C
 Video Node	Category 5 Ethernet (RJ45) (1) Belden 1583A (UTP)	A
 DMX Node rack mount	Category 5 Ethernet (RJ45) (1) Belden 1583A (UTP)	A
 DMX Node wall mount	Category 5 Ethernet (RJ45) (1) Belden 1583A (UTP) (2) #16 AWG Stranded	A

Device	Wire Type	
MIDI	Standard MIDI Cables 5 Pin Din Connector	E
 Remote Focus Unit	RFU (XLR6) (1) Belden 9728 (2) #16 AWG Stranded	D
DMX (In + Out)	DMX (XLR5) Belden 9729	B
Printer - Parallel	Standard Parallel Printer Cable	G
Remote Macro	DB 15 Consult Manual or ETC Technical Services for details	H



DIMENSIONS

Express 48/96 Dimensions

Model	Height		Width		Depth	
	inches	mm	inches	mm	inches	mm
Express 48/96	6.0	150	43.0	1090	24.0	610

Express Accessories Dimensions

Model	Height		Width		Depth	
	inches	mm	inches	mm	inches	mm
Express LPC	1.8	45	17.0	432	12.5	320
DMX Node - rack	1.8	45	17.0	432	12.5	320
DMX Node -wallbox	8.0	203	8.0	203	4.1	105
Remote Focus Unit	1.4	34	8.5	250	5.5	140
Video Node	1.8	45	17.0	432	12.5	320

WEIGHTS

Express 48/96 Weights

Model	Weight		Shipping Weight	
	lbs	kgs	lbs	kgs
Express 48/96	35.0	15.8	42.0	19.0

Express Accessories Weights

Model	Weight		Shipping Weight	
	lbs	kgs	lbs	kgs
Express LPC	11.0	5.0	18.3	8.3
DMX Node - rack	8.0	3.6	18.0	8.2
DMX Node -wallbox	2.2	1.0	10.0	4.5
Remote Focus Unit	3.0	1.4	5.0	2.3
Video Node	8.0	3.6	18.0	8.2



Corporate Headquarters ■ 3031 Pleasant View Rd, PO Box 620979, Middleton WI 53562 0979 USA ■ Tel +1 608 831 4116 ■ Fax +1 608 836 1736
London, UK ■ Unit 26-28, Victoria Industrial Estate, Victoria Road, London W3 6UU, UK ■ Tel +44 (0)20 8896 1000 ■ Fax +44 (0)20 8896 2000
Rome, IT ■ Via Ennio Quirino Visconti, 11, 00193 Rome, Italy ■ Tel +39 (06) 32 111 683 ■ Fax +39 (06) 32 656 990
Holzkirchen, DE ■ Ohmstrasse 3, 83607 Holzkirchen, Germany ■ Tel +49 (80 24) 47 00-0 ■ Fax +49 (80 24) 47 00-3 00
Hong Kong ■ Room 605-606, Tower III Enterprise Square, 9 Sheung Yuet Road, Kowloon Bay, Kowloon, Hong Kong ■ Tel +852 2799 1220 ■ Fax +852 2799 9325
Web ■ www.etcconnect.com ■ Copyright © 2006 ETC. All Rights Reserved. All product information and specifications subject to change. 4110L1019 Rev. D Printed in USA 07/06