


**MEGALITE<sup>®</sup>**

# LIGHT PIPE<sup>™</sup> & LIGHT TRUSS<sup>™</sup>



## USER MANUAL

### Table of Contents

Safety Information.....	2
What's Included.....	2
Specifications.....	3
Main Power Connection.....	4
DMX Connection.....	4
DMX Control .....	4
Size & Weight.....	5
Installation .....	7
Accessories.....	7
Warranty.....	8
Customer Service.....	9

**Check that the unit has not been damaged during transport.**




Read all cautions and warnings  
prior to operation of this  
equipment

### Protection Against Fire




1. Maintain a minimum of 2 foot distance from any type of flame.
2. Fixture is designed for temporary outdoor use.
3. Do not install the unit too close to a heat source.
4. Make sure cables are properly secured.
5. Maximum surface operating temperature: 130°.

### Protection Against Electrical Fire




1. Disconnect power before servicing.
2. For connection to main power supply, proceed to page 4.
3. The power supply must be earthed (electronically grounded).
4. This fixture must not be left on for long periods of time.

### Protection Against Mechanical Hazards



1. Use secondary safety chain when hanging unit.
2. Use quality clamps or bolts when positioning unit.
3. Do not open unit while it is on. Risk of electrical shock.

### Ingress Protection



The IP rating is commonly expressed as IP (Ingress Protection) is followed by 2 numbers (i.e. 65) where the numbers define the fixture rating. The first number indicates the size of a particle that can enter the fixture.. The second number indicates the extent of protection against water entering the fixture. An IP65 rating in this fixture indicates that dust particles can not enter the fixture. And there is protection against water spray from entering the fixture from any direction.

#### **What is Included Straight**

1pc Light Pipe fixture  
1pc Conical Connection  
2pc Pin, Black  
2pc Clip for Pin Black  
1pc User Manual

#### **What is Included 90° Curve**

1pc Light Pipe fixture  
1pc Conical Connection  
2pc 8mm Threaded Pin, Black  
2pc Nylon Nut Black  
1pc 8mm Eye Nut Black  
1pc User Manual

#### **What is Included Light Truss**

1pc Light Truss fixture  
4pc Conical Connection  
8pc Pin, Black  
8pc Clip for Pin Black  
1pc User Manual

# Specifications

## Part Numbers

### Fixture

#### Light Pipe

5080-03 = 3ft Light Pipe  
 5080-04 = 4ft Light Pipe  
 5080-05 = 5ft Light Pipe  
 5080-08 = 8ft Light Pipe  
 5080-10 = 10ft Light Pipe  
 5080-M1= 1 Meter Light Pipe  
 5080-M2= 2 Meter Light Pipe  
 5080-M3= 3 Meter Light Pipe

#### Light Pipe 90°

5081-2= 2ft 90° Curve Light Pipe  
 5081-3= 3ft 90° Curve Light Pipe  
 5081-4 = 4ft 90° Curve Light Pipe  
 5081-5 = 5ft 90° Curve Light Pipe  
 5081-6 = 6ft 90° Curve Light Pipe  
 5081-M1= 1 Meter 90° Curve Light Pipe  
 5081-M2= 2 Meter 90° Curve Light Pipe  
 (requires 4 pieces to make circle)

#### Light Truss

5082-03 = 3ft Light Truss  
 5082-04 = 4ft Light Truss  
 5082-05 = 5ft Light Truss  
 5082-08 = 8ft Light Truss  
 5082-10 = 10ft Light Truss  
 5082-M1= 1 Meter Light Truss  
 5082-M2= 2 Meter Light Truss  
 5082-M3= 3 Meter Light Truss

## Mechanical Specifications

**Housing:** Aluminum  
**Housing Coating:** Powder Coated Matt Black.  
**IP Rating:** IP65  
**Fastening System:** 2 position Conical Mounting System  
**Beam Angle:** 120°  
**Power Connection:** Customized Seetronic SE8FDYH-64-B (RJ45 in and out)

## Electrical Specifications

**Light Source:** SMD 5050 R,G,B,WW  
**Color Temp White:** 3000K (White Emitter only)  
**Drive Method:** Constant Voltage

Item#	Size	Watts	Weight
Light Pipe			
5080-03	3 Ft X 50mm X 51mm	15W	3.19lb
5080-04	4 Ft X 50mm X 51mm	20W	4.75lb
5080-05	5 Ft X 50mm X 51mm	26W	5.84lb
5080-08	8 Ft X 50mm X 51mm	42W	8.26lb
5080-10	10 Ft X 50mm X 51mm	53W	9.92lb
5080-M1	1 Meter X 50mm X 51mm	16W	4.09lb
5080-M2	2 Meter X 50mm X 51mm	34W	6.83lb
5080-M3	3 Meter X 50mm X 51mm	52W	8.82lb
Light Pipe 90			
5081-02	2 Ft Radius X 50mm X 51	15W	2.55lb
5081-03	3 Ft Radius X 50mm X 51	24W	2.65lb
5081-04	4 Ft Radius X 50mm X 51	32W	3.55lb
5081-05	5 Ft Radius X 50mm X 51	41W	4.40lb
5081-06	6 Ft Radius X 50mm X 51	49W	5.30lb
5081-M1	1 Meter Radius X 50mm X 51	25W	5.73lb
5081-M2	2 meter Radius X 50mm X 51	54W	9.92lb
Light Truss			
5082-03	3 FT X 290mm X 290mm	15W	17lb
5082-04	4 Ft X 290mm X 290mm	20W	20.9lb
5082-05	5 Ft X 290mm X 290mm	26W	23.5lb
5082-08	8 Ft X 290mm X 290mm	42W	34lb
5082-10	10 Ft X 290mm X 290mm	53W	43lb
5080-M1	1 Meter X 290mm X 290mm	16W	19.62lb
5080-M2	2 Meter X 290mm X 290mm	34W	26.46lb
5080-M3	3 Meter X 290mm X 290mm	52W	39.68lb

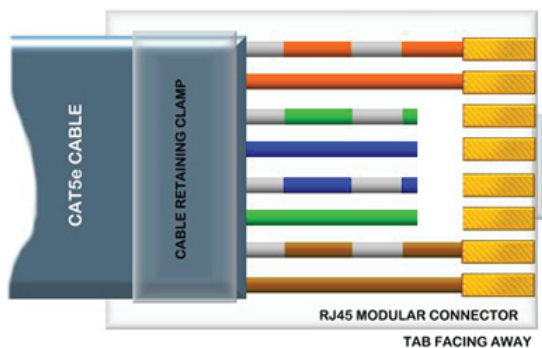
LENTGH		Distributed load(UDL)		Defection		Single Center load		Defection	
m	ft	kg/m	lbs/ft	mm	inch	kg	lbs	mm	inch
1.22	4	50.0	33.6	20.0	0.78	60.0	132.0	20.0	0.78
2.44	8	20.0	13.4	32.0	1.25	38.0	83.6	19.0	0.75
3.66	12	8.0	5.4	30.0	1.18	20.0	44.0	32.0	1.2
4.88	16	4.0	2.7	30.0	1.18	14.0	30.8	31.0	1.2

## Main Power Connection

### Caution!

1. Light Pipe fixtures are specifically designed to be used with MEGA LITE Drivers.
2. Connection points must not be exposed to moisture or liquids. Use appropriate connections rated for outdoor use
3. Maximum Cable distance of 100Ft before voltage drop.
4. Refer to Tetra Drive Manual for fixture power link MAX load connection
5. Must use a Cat 6A with minimum 23AWG thickness. And RJ45 connection Points.
6. For Outdoor use must be mated with Seetronics plug SE8MC-02-New

Light Pipe and Light Truss are powered by the RJ45 cable:



Pin 1 Red - -  
 Pin 2 24V+  
 Pin 3 Green -  
 Pin 4 24V+  
 Pin 5 Blue -  
 Pin 6 24V+  
 Pin 7 Warm White -  
 Pin 8 24V+

4 Color Fixture  
 4 CH DMX Mode  
 or  
 7 Ch DMX Mode

## DMX-512 Control

When using the Light Pipe with MEGA LITE Drivers these fixtures are intended to be used in Ch4 or Ch7 modes. The Tetra Driver will be required to be set in Ch4 or Ch7 operating modes on there display settings

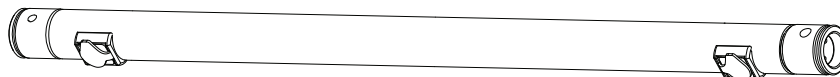
Ch 4 Mode
Red
Green
Blue
Warm White

Ch 7 Mode
Dimmer
Red
Green
Blue
Warm White
Strobe
Macro

## Driver Info

Each Tetra Driver has a max output limit. Do not exceed the fixture max voltage with the drivers max voltage. Or there will be Driver failure.

# Size and Weight Light Pipe



5080-03

Fixture Size	3 Feet" X 50mm X 51mm	Fixture Weight	3.19lb
--------------	-----------------------	----------------	--------



5080-04

Fixture Size	4 Feet" X 50mm X 51mm	Fixture Weight	4.75lb
--------------	-----------------------	----------------	--------



5080-05

Fixture Size	5 Feet" X 50mm X 51mm	Fixture Weight	5.84lb
--------------	-----------------------	----------------	--------



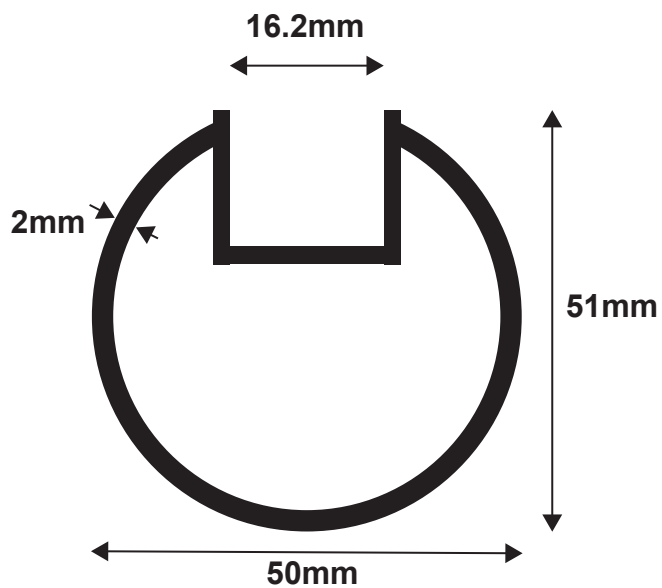
5080-08

Fixture Size	8 Feet" X 50mm X 51mm	Fixture Weight	8.26lb
--------------	-----------------------	----------------	--------



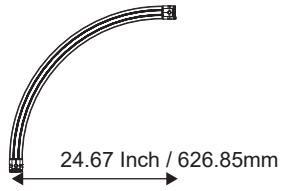
5080-10

Fixture Size	10 Feet" X 50mm X 51m	Fixture Weight	9.92lb
--------------	-----------------------	----------------	--------



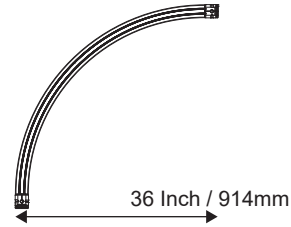
# Size and Weight Light Pipe 90 Degree

---



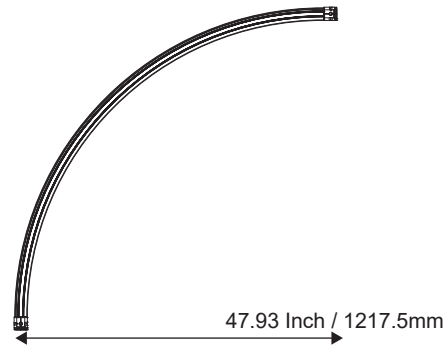
5081-2

Fixture Size	2 Feet" X 50mm X 51mm	Fixture Weight	2.55lb
--------------	-----------------------	----------------	--------



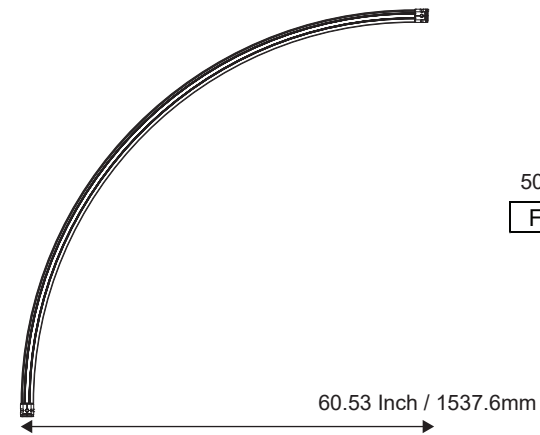
5081-3

Fixture Size	3 Feet" X 50mm X 51mm	Fixture Weight	2.65lb
--------------	-----------------------	----------------	--------



5081-4

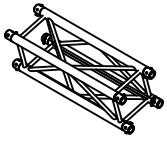
Fixture Size	4 Feet" X 50mm X 51mm	Fixture Weight	3.55lb
--------------	-----------------------	----------------	--------



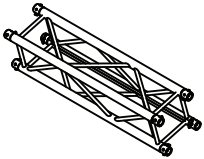
5081-5

Fixture Size	5 Feet" X 50mm X 51mm	Fixture Weight	4.40lb
--------------	-----------------------	----------------	--------

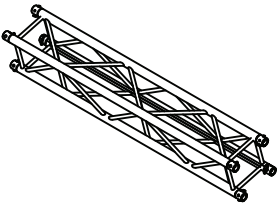
# Size and Weight Light Truss



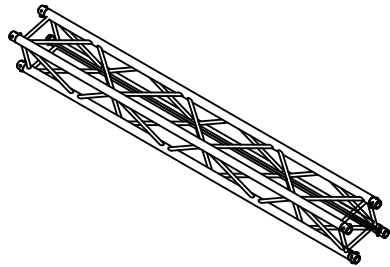
5082-03	Fixture Size	3ft X290mm X290mm	Fixture Weight	18lb
---------	--------------	-------------------	----------------	------



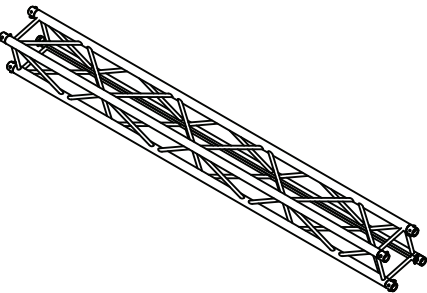
5082-04	Fixture Size	4ft X290mm X290mm	Fixture Weight	20lb
---------	--------------	-------------------	----------------	------



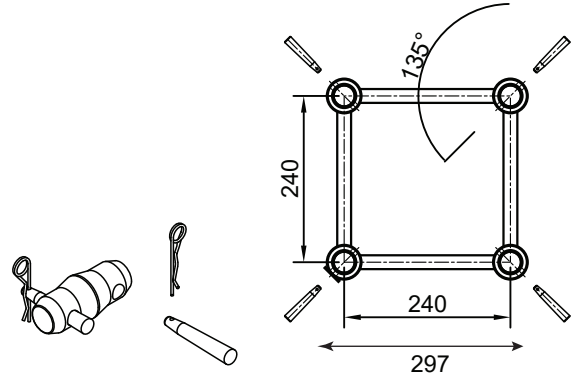
5082-05	Fixture Size	5ft X290mm X290mm	Fixture Weight	23.5lb
---------	--------------	-------------------	----------------	--------



5082-08	Fixture Size	5ft X290mm X290mm	Fixture Weight	34lb
---------	--------------	-------------------	----------------	------



5082-10	Fixture Size	10ft X290mm X290mm	Fixture Weight	42lb
---------	--------------	--------------------	----------------	------



# Installation

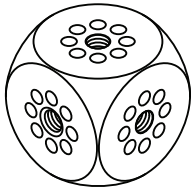
## Caution!

1. The Installation must be carried out by an authorized dealer or trained professional.
2. Unit may cause severe injuries, if you have doubts concerning the safety do not install.
3. Unit is to be 24 inches away from flammable materials.
4. Use high quality installation equipment to hang the unit.

When rigging the it is very important that you follow common safety procedures. Rigging requires extensive experience including but not limited to calculating working weight loads, material being used and periodic safety inspections. If you lack these qualifications, do not attempt the installation yourself, instead use a professional structural rigger.

When rigging the unit always be secure with a secondary safety attachment. The installation location of the fixture has got to be built in the way that it can hold 10 times the weight for 1 hour without any failures. Installation should be checked at least one time a year by a skilled professional.

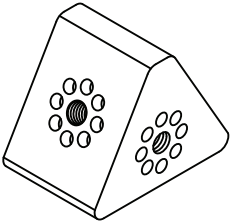
## Accessories



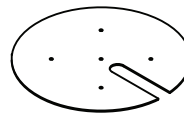
**TXSCB- Corner Cube Black**  
(Includes 2 Half Conical, Screws,pins & Clips)



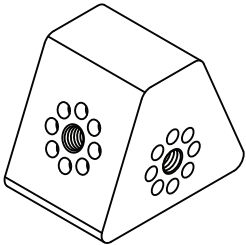
**TXAC31- Eye Nut with M8 thread, Black**



**TXSC120B- Corner 120 degree Black (Hexagon)**  
(Includes 2 Half Conical, Screws,pins & Clips)



**TXBC2B- 2Ft Circular Base, Black**  
(Includes 4 Half Conical, Screws,pins & Clips)



**TXSC135B- Corner 135 degree Black (Octagon)**  
(Includes 2 Half Conical, Screws,pins & Clips)



**TXAC33- Threaded Pin M8, Nylon Nut, Washer, Black**

Item#	Description
6103-05	DATACon CABLE, RJ45 TO RJ45, IP65, 5f
6103-10	DATACon CABLE, RJ45 TO RJ45, IP65, 10f
6103-15	DATACon CABLE, RJ45 TO RJ45, IP65, 15f
6103-20	DATACon CABLE, RJ45 TO RJ45, IP65, 20f
6103-50	DATACon CABLE, RJ45 TO RJ45, IP65, 50f
6103-20	DATACon CABLE, RJ45 TO RJ45, IP65, 100f
6110-ACC-RJ45-PUS-5	RJ45 TO 5 PIN PUSH IN PCB ADAPTER
5076	TETRA 4 DRIVER
5074	TETRA 16 DRIVER

## General Terms & Conditions

1. All resellers must have approved and signed Reseller Application on file, including their respective state tax information and W-9. Applications are re-evaluated on a fiscal calendar year basis to assure business integrity and tax status.
2. Cash, check, cashiers check, ACH, wire transfer, MasterCard, Visa, Discover, and American Express are accepted forms of payment.
3. Past due invoices will be charged 1.5% per month finance charge. Uncollected invoices are subject to be turned over to collection.
4. The reseller will pay all reasonable expenses incurred in the course of collections.
5. The proper venue for litigation will be Bexar County, Texas.
6. Returned checks will be charged a \$50.00 fee.
7. All prices are in U.S. Dollars.
8. All prices and specifications are subject to change without notice, sales order confirmations are emailed and will reflect correct pricing.
9. All terms are insured, monitored, analyzed and approved by Coface USA. Changes in credit line and approved terms can change without notice. Company authorization of credit is based on Coface approvals. Any conflicts or disagreements should be referred to: 650 College Rd East Suite 2005 Princeton, NJ 08540. 1-609-469-0400. E-mail: cofaceusa@coface.com
10. Returns are subject to 25% restocking charge plus any necessary charges for repair or re-packaging.

## Shipping Terms & Conditions

1. All orders are EXW San Antonio, TX (EXW means that a buyer/reseller incurs the risks for bringing the goods to their final destination) any deviation needs to be done in writing.
2. UPS ground shipping is the preferred shipping method. Requests for specific carriers may require use of the customer's account number and may incur an additional charge for handling.
3. Drop shipments are subject to all return charges at resellers expense. Drop shipments are not allowed outside of the territorial United States.
4. NO C.O.D. shipments allowed.
5. Returned and undelivered shipment charges are the buyer/resellers responsibility and will be billed to the buyer/reseller.
6. The freight carrier and Company shipping@mega.lighting should be notified upon receipt of damaged freight, discrepancies, or non-conformities within 24 hours. Company can assist in making claims with carriers or agents in the event of any loss or damage.
7. Upon acceptance in good order by Carrier from Company, the material becomes the property of the Reseller.

## Warranty and Service Procedures

1. All returns require an RMA# (Return Merchandise Authorization number) before returning goods for any reason. For a service or warranty RMA, please email service@mega.lighting or call (210)684-2600. For sales or demo returns, please contact sales@mega.lighting.
2. Case will be created and an RMA notice will be emailed. All units received must have the RMA # included with the unit as well as on the shipping label.
3. All shipping charges are the responsibility of the customer: MEGA Systems, Inc., Service, 18668 HWY 16 N., Helotes, TX 78023

## Warranty for Products Purchased Before 2021

Unless otherwise stated in writing, product is covered by a one year parts and labor limited warranty and is subject to same limitations listed under the limited warranty exclusions listed below.

## Warranty for Products Purchased After January 1, 2021

**MEGA SYSTEMS INC ("MSI")** hereby warrants to the original purchaser/owner (Customer\*), MSI products to be free of manufacturing defects in material and workmanship, for the warranty periods as defined below from the original purchase invoice date. This warranty applies exclusively to new MSI branded and/or distributed products listed below, purchased from an MSI AUTHORIZED dealer/reseller. This warranty is not transferrable and may or may not apply to products sold and/or forwarded outside the United States. Please contact MSI for applicable regional product warranty information.

The purchase of MSI product constitutes the Customer's acceptance of all warranty terms and conditions as listed in this limited warranty statement. This warranty provides the Customer with legal rights, which may vary from state to state. Please contact MSI regarding warranty questions prior to purchasing.

Product / Series	Warranty Period	Coverage
Battery Powered LED	Six month battery, one year all other components	1, 2
Moving LED, Hazers	One Year	2
Outdoor IP-Rated LED	Two Years	3
House Light LED, Decorative LED, Compact LED, iCandy LED, Theatrical LED, Strobe Wash LED, Follow Spot LED, Production & House of Worship Control, Architectural Control, Theatrical Control, Dance Venue & Mobile DJ Control, Direct View LED Displays, and MV Controllers	Three Years	4

**1. Battery: 183 days/six months 2. Parts and Labor: 365 days/one year 3. Parts and Labor: 730 days/two years 4. Parts and Labor: 1095 days/three years**

**This limited warranty excludes any defects caused by, resulting from, or relating to the following:**

- Normal wear and tear of lamps, color media, brushes, contact rings, lamp sockets, belts and other parts prone to wear and tear.
- Misuse, abuse, improper handling, accident, alteration or attempts to repair by or on behalf of the owner or any person not authorized by MSI.
- Damage to the product resulting from acts of God, including but not limited to, earthquakes, hurricanes, tornadoes, lightning and other natural disasters, fire, explosion, flood, riots, civil disorder or any other cause beyond the reasonable control of MSI.
- Exposure to harsh or excessively corrosive environmental conditions (whether indoors or outdoors) including, but not limited to, extreme temperature, humidity, atmospheric conditions (including salinity or pressure), radiation (UV, infrared or nuclear), shock and conditions which exceed the product's Ingress Protection ("IP") rating.
- Use of the product in a manner which exceeds the applicable product specification, including, but not limited to, exposure to excessive, insufficient, or other voltage conditions.
- Installation or use of the product not in accordance with the technical documentation, MSI guidelines (as may be posted on its website at [www.megasystemsinc.com](http://www.megasystemsinc.com) from time to time or otherwise designated by MSI or its brands) or applicable building and electrical codes, regulations, and standards.
- Failure to maintain the product in accordance with the technical documentation.
- Natural degradation and color shift of the LED source over the course of normal product use.
- Slight deviations in the specified values of intensity and color that do not affect the functionality of the product.
- Use of the product not for its intended purpose.

All warranty claims are evaluated under the terms of this limited warranty. If a product falls within the warranty period and if, upon examination by MSI, it is found to have failed for a covered cause, MSI will, at its sole discretion, repair or replace the defective part or product or reimburse the purchaser a pro-rated portion of the purchase price based on the percentage of the warranty period still remaining as of the date that the returned product was received by MSI. Should a replacement part or product be discontinued or unavailable, MSI reserves the right, in its sole and absolute discretion, to substitute a comparable replacement part or product for the defective part of product. MSI warranty obligation herunder is limited solely to the repair or replacement of or reimbursement for the particular parts or products determined by MSI to have failed for a covered cause within the warranty period. In no event shall MSI be responsible to replace or reimburse purchaser for any products or portions of a system that MSI determines has not failed for a covered cause within the warranty period, even if such other products or portions of a system are used together with products being repaired or replaced by MSI under this warranty and the repaired product differs in brightness, colors or any other attribute after the repair.

Costs of removal, shipping to MSI or its authorized representative and reinstallation are solely the responsibility of the purchaser. If MSI determines that the product is covered by this limited warranty, it will only pay for parts and labor as indicated by product type. If MSI determines that the product is not covered by this limited warranty, the purchaser will have the option of paying for the repair if the product can be repaired and the purchaser shall be responsible for the cost of shipping the repaired product back to the purchaser. MSI reserves the right, in its sole and absolute discretion, to decline any repair.

IN NO EVENT SHALL MEGA SYSTEMS, INC. BE LIABLE FOR ANY INCIDENTAL, CONSEQUENTIAL, SPECIAL, INDIRECT OR PUNITIVE LOSS OR DAMAGE OF ANY KIND, INCLUDING, BUT NOT LIMITED TO, LOSS OF PROFITS OR REVENUES, LOSS OF USE OF THE PRODUCT OR ANY OTHER GOODS OR ASSOCIATED EQUIPMENT, DAMAGE TO ANY ASSOCIATED EQUIPMENT, COST OF CAPITAL, COST OF SUBSTITUTE PRODUCTS, FACILITIES OR SERVICES, DOWN TIME COST, INSTALLATION OR LABOR COSTS, OR CLAIMS OF THE PURCHASER'S CUSTOMERS, WHETHER BASED ON WARRANTY, CONTRACT OR NEGLIGENCE, ARISING IN CONNECTION WITH THE SALE, USE OR REPAIR OF THE PRODUCT. MEGA SYSTEMS INC'S MAXIMUM LIABILITY SHALL NOT, IN ANY CASE, EXCEED THE PURCHASE PRICE OF THE PRODUCT THAT GIVES RISE TO THE CLAIM.

EXCEPT FOR THE LIMITED WARRANTY SET FORTH HEREIN, ALL PRODUCTS SOLD BY MEGA SYSTEMS, INC. ARE SOLD "AS IS" WITHOUT ANY WARRANTY, EXPRESS, OR IMPLIED, STATUTORY OR OTHERWISE, INCLUDING, BUT NOT LIMITED TO, IMPLIED WARRANTIES OR MERCHANTABILITY AND FITNESS FOR A PARTICULAR PURPOSE, ALL OF WHICH ARE EXPRESSLY AND SPECIFICALLY DISCLAIMED BY MEGA SYSTEMS, INC.

## Customer Support

---

MEGA-Lite has a customer support line to provide set-up help and to answer any questions should you encounter a problem. Please visit our website for any other related technical documents. For service related issues, please contact our service dept.

Monday - Friday 9am to 6pm CST  
(210)684-2600  
Service@mega.lighting

## Manual Version

---

Please visit [www.mega.lighting](http://www.mega.lighting) for the most up-to-date manual version.

Manual Version	Date	Fixture Software	Notes
1.0	07/20/2023	N/A	
1.2	10/20/2023	N/A	Included 90 Degree Units
1.3	02/15/2024	N/A	Included Light Truss Units
1.4	11/18/2024	N/A	New RJ45 Connection Models



MEGA-LITE  
18662 Bandera Rd  
Helotes, TX 78023  
Phone (210)684-2600 / Fax (210)855-6279  
[www.mega.lighting](http://www.mega.lighting) / [info@mega.lighting](mailto:info@mega.lighting)